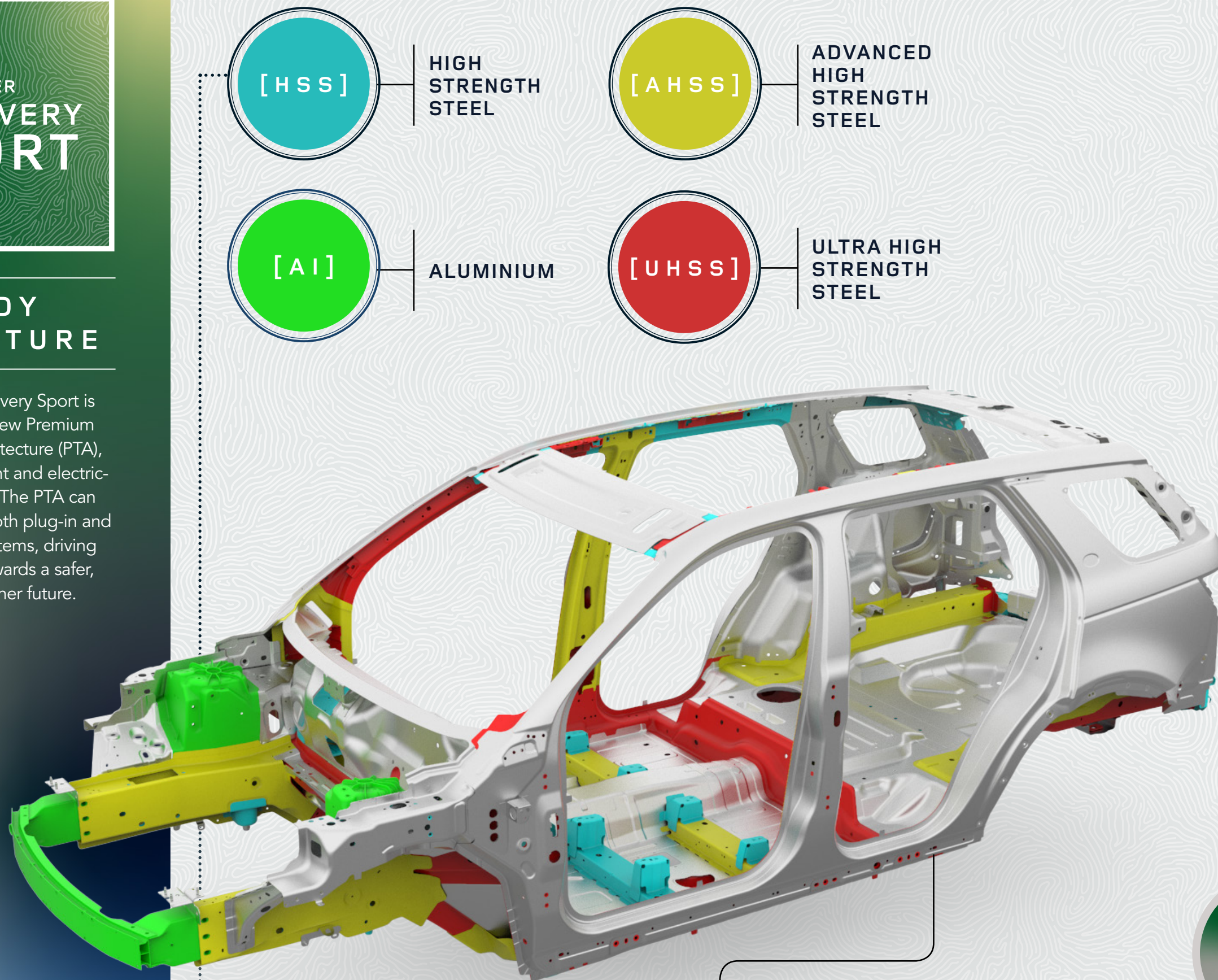




BODY STRUCTURE

The New Discovery Sport is based on the new Premium Transverse Architecture (PTA), a flexible, efficient and electric-ready solution. The PTA can accommodate both plug-in and mild-hybrid systems, driving Land Rover towards a safer, smarter, cleaner future.



HIGH STRENGTH STEEL



ADVANCED HIGH STRENGTH STEEL



ALUMINIUM




ULTRA HIGH STRENGTH STEEL




ABOVE & BEYOND



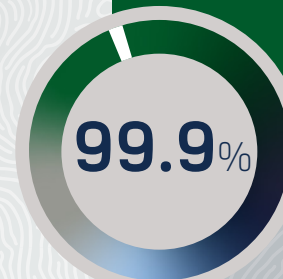
Laser-welded roof joints give a cleaner finish and reduce possible manufacturing faults



Panel gaps and radii reduced by 42% across the vehicle



A 1mm panel gap around the LED headlamps gives the look of a one-piece solution



99.9% of parts in the body structure, by volume, are all new, with only door hinges remaining unchanged

NO COMPROMISE

PTA's innovative engineering results in the batteries for the hybrid systems being placed under the floor of the vehicle. There is no compromise to the interior space or the all-terrain capability.