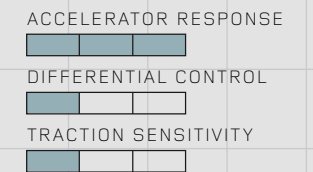
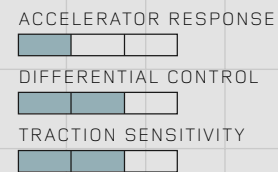
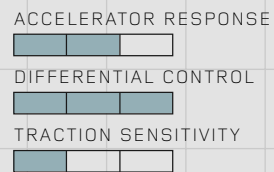
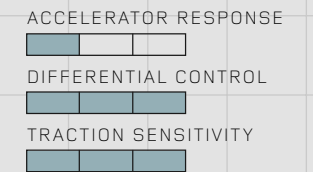
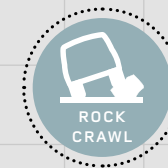
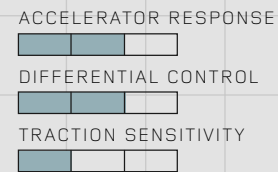
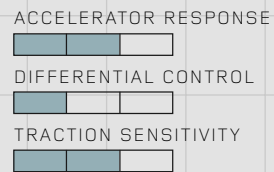


# TERRAIN RESPONSE



ABOVE & BEYOND



## NEW: WADE PROGRAMME

Wade programme not only pre-sets the vehicle for fording through water, it increases the ride height via the air suspension, closes the HVAC vents for recirculation to reduce moisture within the air particles entering the vehicle, and automatically keeps the brakes lightly engaged after wading, to clean and dry the discs and pads.



## NEW: CONFIGURABLE TERRAIN RESPONSE

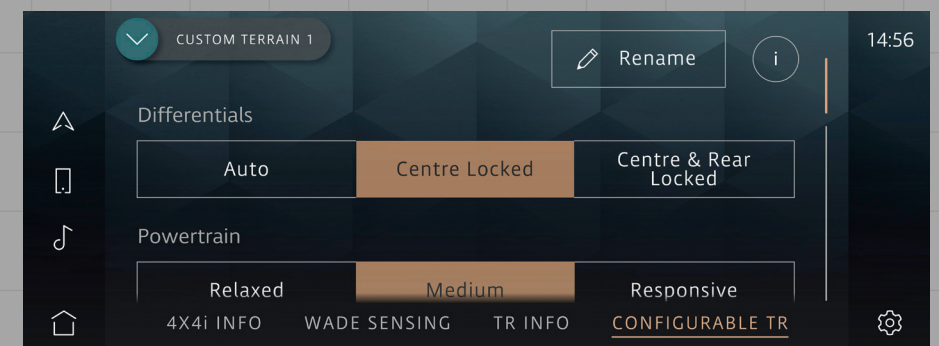
New Configurable Terrain Response is a world-first for off-road driving, enabling novices and pros alike to select and save pre-defined parameters to best suit the terrain being tackled.

### EXPERTS

Set the vehicle based on off-road experience to conquer even the most extreme terrains.

### NOVICES

Use the technology to learn how different features affect the behaviour of the vehicle and the pre-set driving modes.



CONFIGURABLE TERRAIN RESPONSE PIVI SCREEN

# DEFENDER OFF-ROAD

The New Land Rover Defender has been engineered to be the most capable Land Rover ever built. As a result, it has the latest Terrain Response 2 system that, for the first time in Land Rover's history, now features a bespoke Wade programme setting and world-first off-road configurable technology, that allows drivers to use the touchscreen to fine-tune the vehicle set-up.